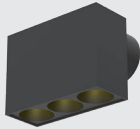






BLOCK WALL MOUNT

6.3W INDOOR WALL
MOUNTED LUMINAIRE



FIXTURE
COLOUR OPTIONS

-  Matt White
-  Matt Black
-  Chrome
-  Copper

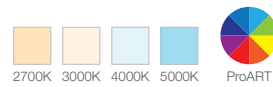
- Supplied with non-dimmable LED driver
- >80 lm/W module
- Colour rendering index: 95
- Colour temperature options: 2700K, 3000K, 4000K, 5000K
- Beam pattern options: 12°, 34°, 48°
- 3 steps MacAdam ellipse binning
- Uniform and comfort light
- IP20

AVAILABLE OPTIONS

BEAM ANGLE



COLOUR TEMPERATURE

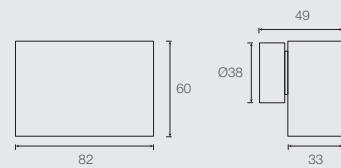


DRIVER



(ND)

DIMENSIONS (MM)



SYSTEM SPECIFICATIONS

LED Lamp Power	LED System Power	Colour Temperature	Beam Angle	PROART CRI 95		Driver Options
				Intensity (cd)	Luminous Flux (lm)	
6.3W	7.2W	WARM : 2700K	12°	4730	510	ND
		WARM : 3000K	34°	1130		
		NATURAL : 4000K	48°	865		
		COOL : 5000K				

Data are based on 3000K. Nominal data of 2700K and 3500K are shared with 3000K.
Higher CCT of 4000K and 5000K will have a nominal data value of 5% higher than published.

the table information is at nominal values accuracy of +/-7%
nominal CRI >95, equal to Ra >90-97, R9 > 50

DETAILS SPECIFICATION

Family Type	Block Series
Mains Voltage	220-240V
Lifetime	50,000 hours (80% lumen maintenance at Ta = 25°C)
Dimming	Non-dimmable
Mains Connection	Screw terminal connection
Materials	Aluminium, plastic
Fire Safety	Glow wire test 850°C, UL94V-0, WW-1
Flammability Mark	F
IP Code	IP20
Safety Class	Class 2
Standards	IEC 60598-1, IEC 61347-2-13
Regulatory Markings	CE, ENEC, RoHS
Weight	0.4kg

ORDERING MATRIX CHART

FIXTURE		LED MODULE				DRIVER
Type	Colour	LED Power	Beam Angle	Colour Temp	CRI	Dimming
BLOCK-WM	---	---	---	---	---	---
WH	Matt White	6 6.3W	12 12°	27 2700K	PA ProART	ND Non-Dim
MB	Matt Black		34 34°	30 3000K		
CR	Chrome		48 48°	40 4000K		
CP	Copper			50 5000K		

example: BLOCK-WM.WH.6.12.30.PA.ND